

CONSTEEL[®] EAF AND CONVENTIONAL EAF: A COMPARISON IN MAINTENANCE PRACTICES¹

Francesco Memoli²
Cesare Giavani³
Andrea Grasselli⁴

Abstract

The application of the Consteel[®] technology to Electric Arc Furnaces can reduce the cost of EAF maintenance in mechanics, hydraulics and electrical items. The present paper intends to compare the different aspects of maintenance practice - scheduled and not scheduled - in two different technologies: the Consteel[®] EAF and the conventional EAF. Based on the real experience of plants operating since more than 10 years, both with very high maintenance standards. In a plant where good preventive maintenance is performed, the overall cost of EAF+Consteel[®] maintenance results much lower than the maintenance that has to be usually considered for a conventional EAF. Results and practiced are analysed in detail in order to configure a final table of comparison of all maintenance costs.

Key words: Steelmaking maintenance; Steelmaking logistic; Consteel[®]; EAF cost savings.

FEA CONSTEEL[®] E FEA CONVENCIONAL: UMA COMPARAÇÃO EM PRÁTICAS DE MANUTENÇÃO

Resumo

A aplicação da tecnologia Consteel[®] em Fornos Elétricos a Arco pode reduzir o custo de manutenção do FEA em itens mecânicos, hidráulicos e elétricos. O presente trabalho tem por objetivo comparar os diferentes aspectos da prática de manutenção - programada e não programada - para duas tecnologias diferentes, o FEA Consteel[®] e o FEA Convencional, baseados na experiência real de plantas operando há mais de 10 anos, ambas com altos padrões de manutenção. Em uma planta onde há boa manutenção preventiva, o custo global de manutenção FEA+Consteel[®] resulta muito abaixo do custo que deve ser considerado normalmente para um FEA convencional. Resultados e práticas são analisados em detalhes a fim de se configurar uma tabela final comparativa de todos os custos de manutenção.

Palavras-chave: Manutenção de aciarias; Logística de manutenção; Consteel[®]; Redução de custos no FEA.

¹ *Technical Contribution to the 40th Steelmaking Seminar – International, May, 24th-27th 2009, São Paulo, SP, Brazil.*

² *Tenova Core - Cherrington Corporate Center 100, Corporate Center Drive, Coraopolis, PA. francesco.memoli@it.tenovagroup.com*

³ *Tenova S.p.A. - via Monte Rosa 93, 20149 Milano – Italy. cesare.giavani@it.tenovagroup.com*

⁴ *Tenova S.p.A. - via Monte Rosa 93, 20149 Milano – Italy. andrea.grasselli@it.tenovagroup.com*

1 INTRODUCTION

The paper starts from some considerations developed in a Graduation thesis on the technological and economical comparison of conventional (the so-called top-charge) and Consteel® EAF steelmaking.⁽¹⁾

Until now, the comparison of EAF steelmaking technologies was investigated considering only the melting process. The Consteel® system was compared to the conventional furnace just looking at performances figures, mainly taking in account the technological and energetic differences of the continuous charging and preheating system in comparison to the buckets charge.

The present study proposes to extend the comparison to the entire steelmaking process, considering the logistic features, the disposal cost of the waste products and the overall maintenance of the equipments and then, deducing the relevant cost of the steelmaking process.

The process study is implemented in a Microsoft Excel worksheet (the *cost model* tool) which analyses the melting process, performing a mass-energy balance of the heat and deduces the overall cost for both the conventional EAF route and Consteel® EAF route.

The study is carried out considering a top-charge furnace process and then deducing what could happen applying the Consteel® system to the same process conditions. Since different melting processes can be compared only when are considered the same charge mix and the same tapping conditions, a normalization of the mass-energy balance is necessary to perform a correct comparison between the technologies avoiding the effect of the different charge and different energy utilization caused by the different process running. The production target and thereby the charge mix, has a great influence on the melting process. Since I want to highlight the possible benefits coming from one technology on the other, the same operating constraints the same level of productivity has being assumed.

2 APPLICATION OF THE COST MODEL

The *cost model*, created to quantify the cost difference between the traditional EAF and the Consteel® EAF steelmaking, permits to appreciate the influence of each part of the process on the total cost.

The model returns the final cost per ton of liquid steel produced, both for the conventional and Consteel® steelmaking processes. Looking at the results, it is possible to distinguish the costs depending on: the melting process, the logistic, the maintenance of the furnace and the equipments and the handling of waste products.

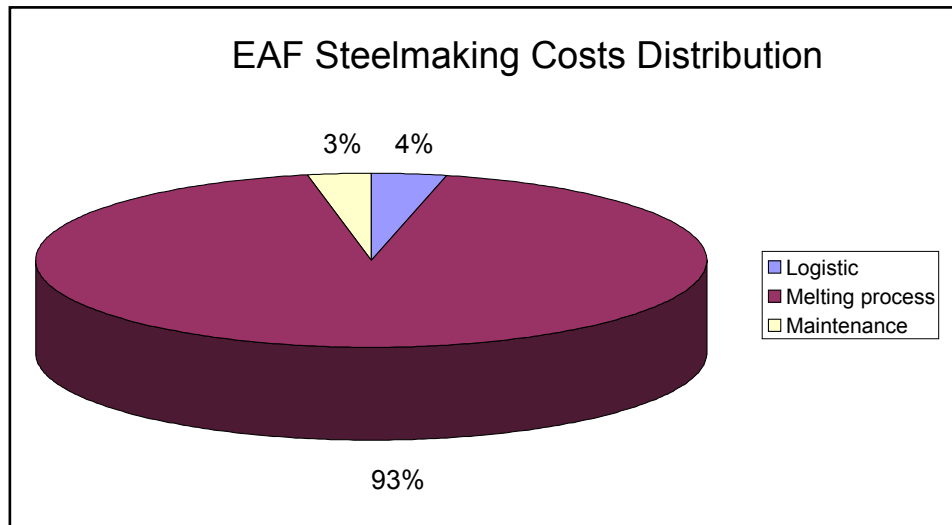


Figure 1 - The cost distribution for the EAF steelmaking process, considering also the logistic and maintenance weights. The result refers to the conventional top-charge EAF.

The melting process represents the greatest contribution to the steelmaking cost. That is one of the reason why, until now, the cost analysis for the EAF steelmaking process took into account just the process parameters and the cost of charge materials, with the assumption that the cost for the logistic and maintenance were basically the same.

Compared with the conventional EAF steelmaking, the Consteel[®] technology has a different cost for logistic and maintenance. So, the *cost model* tries to explain what the differences are and how much is their weight on the steelmaking cost.

The table below presents the results of the analysis performed with the *cost model* tool on the *O.R.I. Martin Acciaieria e Ferriera di Brescia* case, an 80 t EAF producing roughly seven hundred thousand tons per year of special and quality steels in wire rods and billets. The cost analysis considers the previous steelmaking process with a conventional top-charge EAF solution, compared with the present steelmaking process with the same furnace equipped with the Consteel[®] system.

Table 1 - Cost comparison of conventional and Consteel[®] EAF steelmaking. The result refers to the O.R.I. Martin melt shop

Cost analysis results			
	top-charge	Consteel[®]	Δ
Logistic operations	10.9 €/t/s	4.5 €/t/s	-6.6 €/t/s
Melting process	281.8 €/t/s	274.3 €/t/s	-7.5 €/t/s
Maintenance and disposal operations	9.1 €/t/s	7.1 €/t/s	-1.9 €/t/s
TOTAL COST	301.9 €/t/s	285.9 €/t/s	≈ -16 €/t/s
Yield	92 %	94 %	+2 %

The cost analysis shows a marked difference between the two processes.

Looking on the cost allocation, is possible to observe that the highest difference can be seen in the melting process cost and in the yield of the Consteel® EAF steelmaking. Letting aside the discussion on the different melting processes, which has been the subject of many studies, this paper will focus on the costs given by logistic and maintenance and will demonstrate that more that 50% of the total saving achievable with the Consteel® system depends on these.

3 LOGISTICS OF EAF STEELMAKING

The logistics of the melt shop include the operation to handle the materials required for the running of the electric furnace; the different charging method ha a strong influence. Conventional top-charge and Consteel® system have different logistics needs notwithstanding those are comparable.

The most important operation is the management of the scrap flow, from the scrap-yard to the furnace, supported by the buckets preparation in the conventional EAF steelmaking and by the continuous charging system in the Consteel® technology. The size of the scrap-yard depends on the required scrap-flow rate and on its desired autonomy.

The raw materials handling is usually performed by overhead travelling cranes, in sufficient number to have an adequate margin of safety against failures. The number of cranes depends on the number of buckets that must be prepared in the given time, considering the heat size of the furnace and the scrap density and size of the buckets.

The Consteel® system adopts a different organization of the scarp-yard, usually storing the raw materials aside of the charging conveyor. The size and the number of the charging cranes depend on the maximum scrap feeding rate required by the furnace.

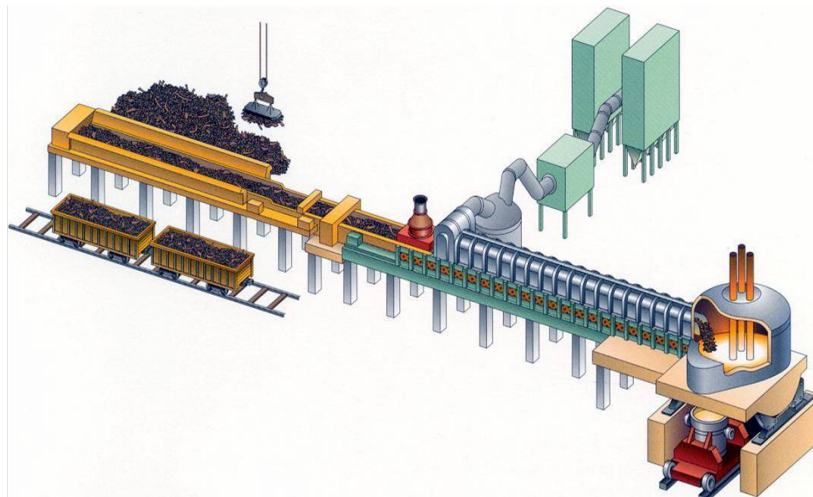


Figure 2 - Consteel® Electric Arc Furnace system. The scrap is set sideways to the charging section (charged from the ground or directly from the transportation).

In general, the logistics required for the furnace needs a fairly large number of operators. The required number of operators increases with the number of equipments involved. In this regards, the Consteel® system technology simplifies the steelmaking logistics, minimizing scrap movements and reducing as much as possible the equipment

employed for the movements (the Consteel® process practically eliminates the buckets charge). As result, the number of the operators involved is lower than the conventional EAF route.

after an accurate analysis of the existent melt shops, it has been assumed, to compare the technologies, that the cranes for the charge of the Consteel® conveyor will have a lifting capacity that is roughly double compared to the cranes used to prepare the buckets for the conventional top-charge EAF process, which will be in greater number since the bucket preparation can be made off-line in respect of the melting process. Furthermore, the Consteel® process practically eliminates the operation of the furnace bay crane for the buckets charge, reducing its weight on the total cost for its work and maintenance.

The figure below presents the results of the *cost model* for the material handling in the scrap-yard and furnace bay.

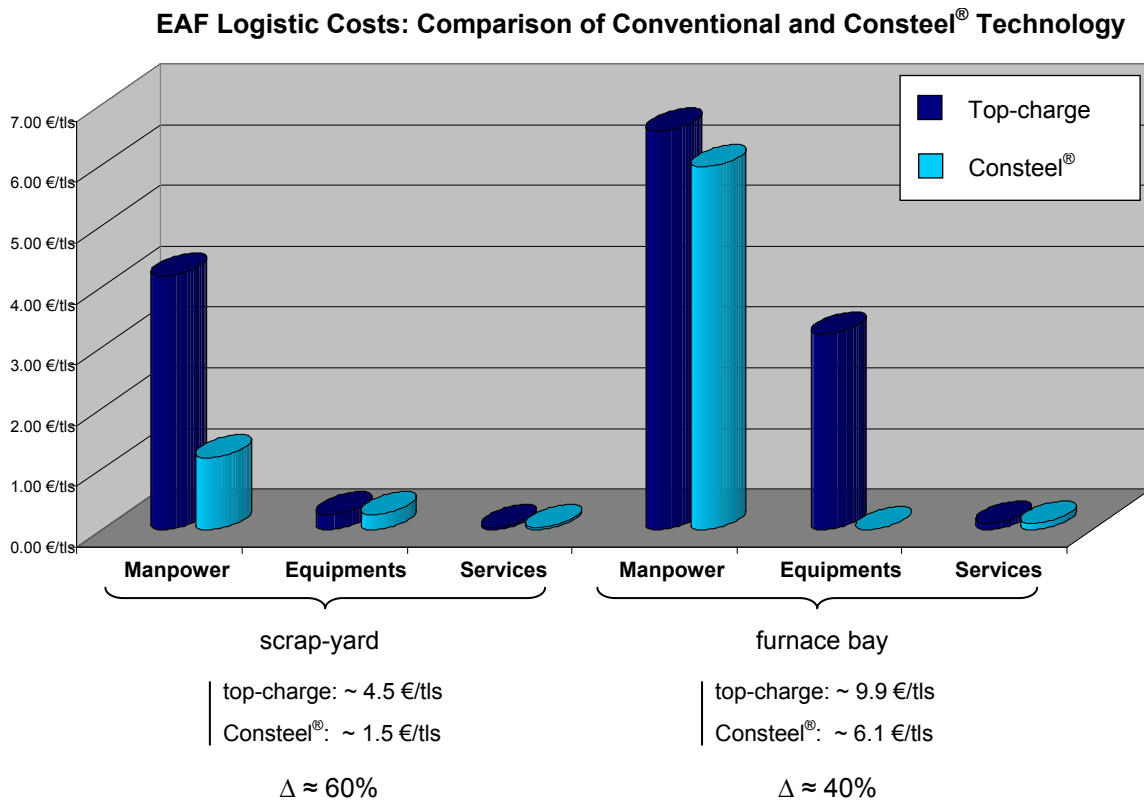


Figure 3. Comparison of EAF steelmaking logistic costs, considering the scrap-yard and the furnace bay differences between the processes.

In addition to the cost differences expressed by the *delta* rate, there are some important considerations to do: simplify the logistic organization means to reduce the risks related to the movements of the scrap and the equipments, minimizing the dust emission generated by the buckets preparation and reducing the environmental impact of the melt shop. Simplify means also to increase the reliability of the system against failures.

Moreover, by the Consteel® conveyor is possible to perform a more accurate control of the metallic charge against the radioactive materials, reducing the occurrence of

radioactivity inside the furnace and consequently into the exiting fumes. This feature preserves the environment and reduces the risk of stops for plant restoring.

4 EAF STEELMAKING: MAINTENANCE PRACTICE

- Maintenance of the scrap-yard equipments;
- Maintenance of the furnace bay equipments;
- Maintenance of the EAF furnace;
- Slag and dust handling and disposal.

The figure below shows the costs distribution for maintenance practice and waste handling.

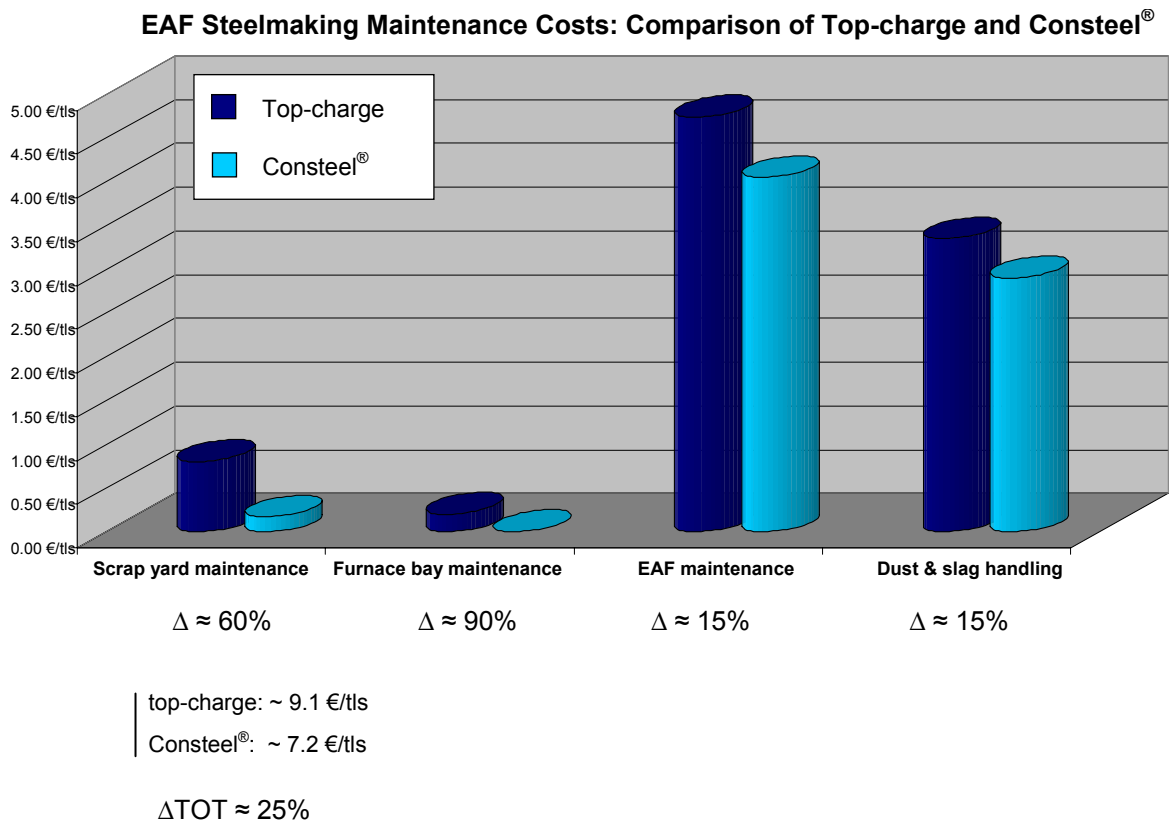


Figure 4 - Comparison of EAF steelmaking maintenance costs, considering the top-charge EAF and the Consteel® system.

4.1 Maintenance of the Scrap-yard and Furnace Bay Equipments

The maintenance of the scrap-yard depends mainly on the number of the equipments involved in the material handling. The conventional top-charge EAF route needs more equipments than the corresponding Consteel® EAF:

- buckets;
- *bucket-cars*;

- tractors;
- weighing station equipments.

The Consteel[®] system allows reducing the maintenance costs because it has just the overhead travelling cranes for the conveyor charging, which can perform also the weighing operation for each lift. It still reduced the occurrence of failures and the consequent employment of extra-equipments to ensure a good margin of safety.

4.2 Maintenance of the EAF Furnace

The EAF maintenance program is strongly influenced by the melting process in use and the differences in term of costs and organization are important. The thermal and chemical stresses which affect the consumable components of the furnace depend mainly on the parameters of the melting process.

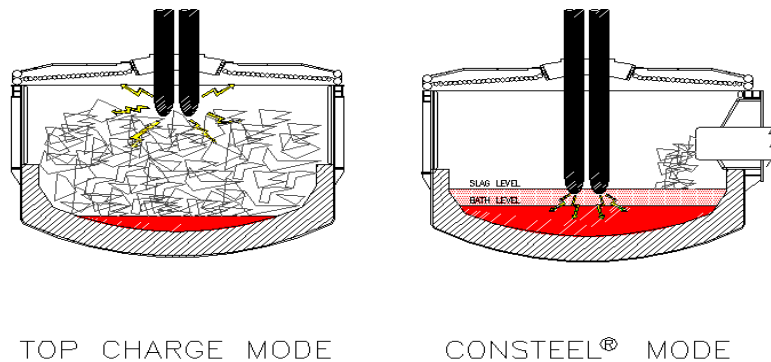


Figure 5 - Comparison of power transfer: melting by *direct energy transfer* from the electrode to the solid scrap (top-charge EAF) and *melting by immersion* in a molten pool (Consteel[®] EAF).

The electrode consumption and handling is the highest cost in the maintenance program: it depends on the process parameters and on the environment conditions inside the furnace. The electrodes are exposed to high mechanical stresses (vibration, flexure) and thermal cycling. Most of the electrode consumption is through oxidation and tip sublimation. A considerable portion is also lost due to breakages caused by scrap cave-ins during melting or crushing the electrode onto blocks of non-conductive materials present in the charge.

Between the conventional and Consteel[®] steelmaking there is a slightly differences in electrode consumption, about 15% lower.⁽²⁾

It depends on the lower oxidation rate, due to the lower post-combustion ratio occurring inside the Consteel[®] furnace.⁽³⁾

$$kg/t = A \cdot \frac{\pi \cdot \bar{D} \cdot L_{ox}}{P} ; \quad kg/t = K \cdot \frac{kA^2 \cdot TU}{P} \quad (4.1); (4.2)$$

As shown by the Ben Bowman's model,⁽⁴⁾ the electrode erosion depends also on the productivity of the melt shop (indicated as P in the formulas). At the same working condition, the Consteel[®] EAF ensures a higher productivity and the electrode consumption can be considered the same of the conventional top-charge EAF with lower productivity. The *cost model* considers the same productivity for both the cases: for this reason it is possible to appreciate the difference in electrode consumption.

Also, the flat bath operation maintains a good stability of the electric arcs and practically eliminates the occurrence of the electrode breakages caused by the scrap cave-ins during the melting phase, further reducing the waste of time (the furnace power-off) for replacement.

The Consteel[®] system also has a lower impact on the wear of the refractory lining, because its operating conditions are smoother than the conventional EAF steelmaking and produce less quantity of iron oxide in the slag. The EAF's refractories are subject to a variety of wear mechanisms: the most important is the chemical reaction of metallic oxides in the slag (iron oxide (FeO), silica (SiO₂) and alumina (Al₂O₃)) with the refractory, producing corrosion on the lining. Corrosion reactions can be reduced by minimizing FeO content (and the other reacting compounds) and controlling the oxygen level into the slag.⁽²⁾

In the Consteel[®], provided that slag is foaming correctly, the electric arcs can be completely covered and buried under a protective layer which can preserve the furnace refractory to the arcs radiation for almost the entire power-on period. The consumption of the refractory lining results more homogeneous than in the top-charge EAF, where the arcs work unprotected for a good portion of the power-on time. The same condition can be reached only during the refining phase, where the scrap is completely melted. During the "bore-in" phase, the electrodes of the conventional EAF work into a solid lump of raw materials and the energy is directly transferred from the arcs to the scrap. The instance of electric discharge on the panels can occur with a high probability. This is why the maintenance of the shell panels in the conventional EAF has a strong influence on the restoring cost.⁽⁵⁾

The Consteel[®] system practically eliminates the electric discharge on the furnace roof and shell, because it works in flat bath conditions for the entire process. A study on the melt shop of ORI Martin, Brescia, Italy, has demonstrated that the panel's maintenance drastically decreases since the application of the Consteel[®] system: before, with the top-charge EAF, they change roughly 1÷2 panels per week; since the last ten years after the conversion to the Consteel[®] system, they broke three. Two of these panels were damaged by the interactions with the charging bucket. It means a great saving in cost and waste time.

4.3 Maintenance of the Consteel® Conveyor

The Consteel® EAF system, which achieves the continuous scrap feeding into the furnace, is a simple slip-and-stick conveyor where the metallic charge can be preheated by the fumes exiting the furnace.

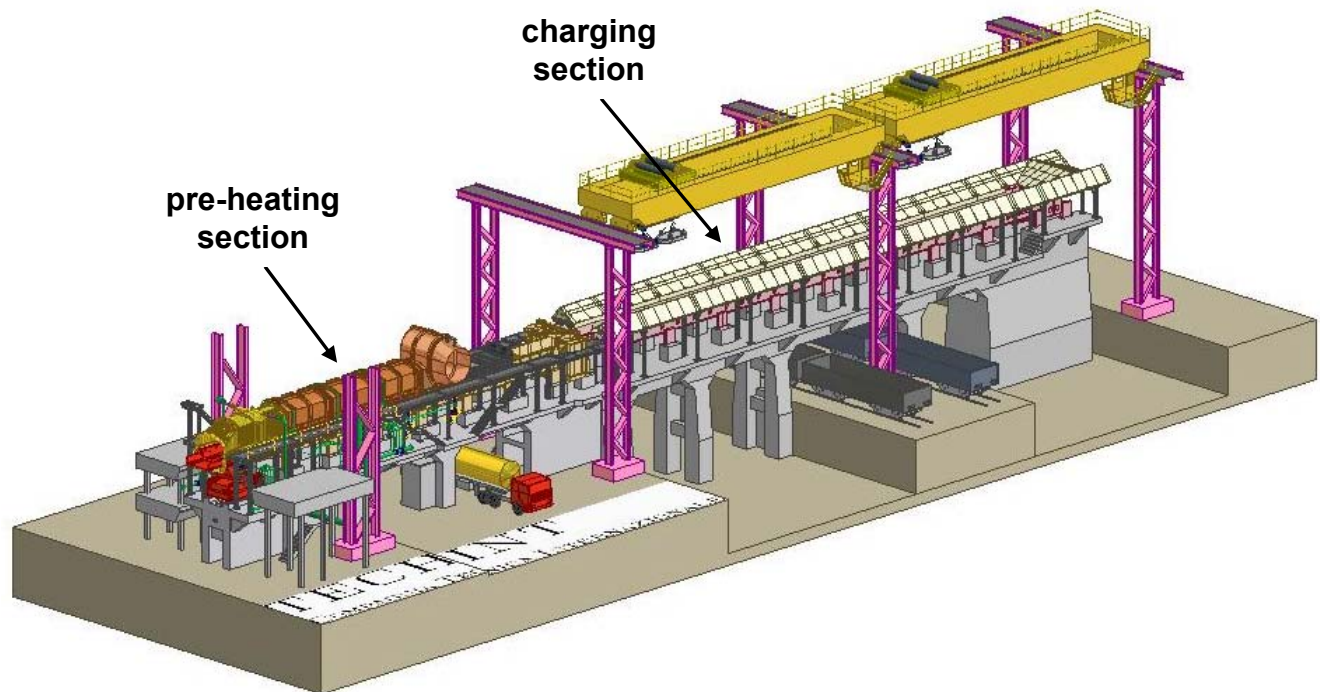


Figure 4.3 - Consteel® conveyor with overhead travelling cranes. The figure represents the charging section and the preheating section.⁽⁶⁾

The conveyor maintenance is simple and it is, reduced to the periodic inspection of the mechanical structures (inclusive the electrical motors and the hydraulic equipment) and the planned maintenance of the most critical parts. The refractory lining of the preheating section, which follows the water-cooled hood of the connecting-car, has no particular stresses and it can be re-bricked normally every one year of service with $\text{SiO}_2 - \text{Al}_2\text{O}_3$ bricks.⁽⁷⁾

The connecting-car tip is the most stressed component of the conveying system because it receives at the same time the thermal stress of the melting bath and the mechanical load produced by the conveying of the scrap. Because of this it has been seen that the replacement of the connecting-car tip should be part of a planned maintenance program and the experience suggests an average life-time of six months for this component under proper Consteel® operation with consistent slag foaming throughout the entire power-on time.

To allow the oscillation, the conveyor is suspended with the rods. The suspension-rods are continuously stressed by the oscillations of the conveyor and the load of the metallic charge: this is the reason why can be occurs a failure during the process running. The suspension-rod can be replaced in short time, usually during the furnace turn. The

failure analysis shows an average value of one hundred suspension-rods breakages in a year for a “well charged” conveyor. The most recent suspension-rods design is showing a marked reduction of maintenance requirements (statistical analysis is under way).

4.4 Slag and Dust Handling and Disposal

The Consteel[®] EAF process achieves a lower slag and dust production in comparison to the corresponding conventional EAF. Due to the lower oxidation of the metallic charge, the Consteel[®] guarantees a further reduction of slag production, about 10% of the total amount.

The dust production of the Consteel[®] EAF is strongly dependent on the main characteristics of the system: the continuous charging and the preheating of the metallic charge. The elimination of the buckets charge reduce the dust formation in the canopy hood and the pre-heating section of the conveyor works like a settling chamber, where the dust can deposits on the scrap promoting a sort of dust recycling into the furnace: the overall dust emission results about 5÷9 kg/tls less than the conventional top-charge EAF.

In addition to the cost savings achieved by the reduction of disposal operations, the actions result simplified.

5 CONCLUSIONS

The cost analysis proves that the Consteel[®] system has some benefits beyond those coming from the different melting process: it permits to save more than 40% of the costs for logistics, maintenance and waste products handling. In addition to the proven savings achieved by the different melting process, the total cost for the Consteel[®] steelmaking is roughly 6% lower than the traditional EAF route. This cost saving permits to return the investment for the Consteel[®] system installation in a very short time.

The *cost model* developed during this study can be useful to analyze a general EAF process. The economical advantage achieved by the continuous charging could be variable, depending on the process parameters and on the production target of the melt shop been considered. In this study, where a fixed productivity has assumed for the technologies, the higher productivity, lower tends to be the cost difference between conventional and Consteel[®] processes (because the equipments and manpower costs will be distributed on a higher liquid steel quantity). In the next version of the *cost model* tool will be considered the productivity advantage of the Consteel system over the conventional EAF (reduction of power-off time).

Besides the economical advantages, exist some technological advantages which lead to maximize the efficiency of the process improving the yield of the metallic charge and reducing the energy demands. The Consteel[®] system reduces also the overall risks and represent the simplest and most efficiently solution to achieve an “environmentally friendly preheating” of the metallic charge, with the advantages of avoiding the uncontrolled emission of pollutants that is typical of the conventional charge by bucket.

In case of revamping, the installation of the Consteel[®] system with the same EAF permits to maintain the electrical network with the same transformer and the lower

impact on the fumes plant without any peaks allow to readapt the existent one, reducing the investment for the technology change.

REFERENCE

- 1 GRASSELLI, A. Technological and economical comparison of conventional and Consteel® EAF Steelmaking. *Politecnico di Milano*. 2008.
- 2 JONES, J.A.T. *Electric arc furnace steelmaking*. Nupro Corporation. <http://www.steel.org>.
- 3 FRUEHAN, R.J. *Steelmaking and Refining Volume*, The AISE Steel Foundation, 1998, chapter 10, p. 564 to 569.
- 4 BOWMAN, B. *An Update of the Electrode Consumption Model*, UCAR SNC, 4 Place des Etats Unis, F 94518, Rungis, CEDEX, France, 1995.
- 5 GIAVANI, C. *Analisi delle Nuove Tecnologie per l'Aumento dell'Efficienza dei Forni elettrici ad Arco*, Tenova S.p.A. internal document, 2004.
- 6 GIAVANI, C. Consteel® - Mechanical Description, Tenova S.p.A. internal document, 2005.
- 7 GIAVANI, C.; LUCKHOFF P. *EAF Steelmaking*. In: Chapter 5 - Electric Arc Furnace Operation, Tenaris, February 2006.