

## Dynamic behavior of gamma-irradiated polycarbonate

Ricardo Pondé Weber<sup>1\*</sup>, Keneth S. Vecchio<sup>2</sup>, João Carlos Miguez Suarez<sup>3</sup>

(1,3) Departamento de Engenharia Mecânica e de Materiais, Instituto Militar de Engenharia, Rio de Janeiro, RJ, Brazil

(2) Department of Mechanical and Aerospace Engineering, University of California, San Diego, CA, USA

E-mail: <sup>1\*</sup> rpweber@ime.eb.br; <sup>2</sup> kvecchio@ucsd.edu; <sup>3</sup> jmiguez@ime.eb.br

\* Corresponding author

### ABSTRACT

The aim of the present work was to establish the relationship between dynamic behavior of Bisphenol A polycarbonate (BAPC) and degradation by gamma irradiation. The BAPC was exposed to 340 kGy dose and the molecular weight was evaluated by Size Exclusion Chromatography (SEC). A modified split Hopkinson pressure bar was used to measure stress-strain dynamic relations. The results showed little change in the dynamic behavior of irradiated BAPC in the highest strain rate used in this work, in spite of the high decrease in the molecular weight of irradiated BAPC. The lowest strain rate used in this work produced the highest change in the dynamic behavior of irradiated BAPC.

**Keywords:** polycarbonate, gamma irradiation, degradation, dynamic behavior, split Hopkinson pressure bar.

## 1. INTRODUCTION

Polycarbonate (PC), an engineering thermoplastic, has found many applications in several industrial fields due to its high toughness, good ductility, high glass transition temperature, excellent optical clarity and dimensional stability. Aircraft and automobile parts as well safety glass are just some of the current applications [1- 4].

The PC, in these applications, is exposed to outdoor agents like sunlight, temperature, moisture, radiation etc. In general, the exposure to these environmental agents lead to structural changes in linear polymers, like Bisphenol A polycarbonate (BAPC), that may reduce the material properties such us the molecular weight [5-7].

Additionally, the mechanical response of materials is sensitive to the rate at which they are loaded and in the literature there are some studies dedicated to the dynamic behavior of polymeric materials. However there is not enough information about the influence of the environmental degradation in the high strain rate behavior of these materials [8].

## 2. EXPERIMENTAL

### 2.1. *Material*

In this work we studied a PCLIGHT commercial grade of Bisphenol A polycarbonate (Polycarbonatos do Brasil S.A., São Paulo, Brazil). The PCLIGHT was received as 6 mm thickness extruded sheets and **Table 1** presents typical commercial characteristics of studied material [9].

**Table 1 - Typical commercial properties of PCLIGHT polycarbonate [9]**

Property	ASTM standard	Data
Yield stress	D 638 type I	62 MPa
Elongation at yield		5.99%
Rupture strength		58 Mpa
Flexural stress	D 790	93 Mpa
Rockwell hardness	D 785	71.2

The material was separated in two batches, one “as received” and the other was gamma irradiated in a <sup>60</sup>Co industrial equipment with an operating dose rate of 2.5 kGy/h, at room temperature, in air. The samples of this batch

were exposed to 340kGy dose, chosen considering the ductile-to-brittle transition detected in the PC [10]. The PC samples were evaluated, before and after irradiation, by physicochemical (determination of gel degree, size exclusion chromatography, SEC, differential scanning calorimetry, DSC and X-ray diffraction, XRD) and dynamic tests.

## **2.2. Degree of crosslinking**

The gel fraction of the samples, before and after gamma irradiation, was determined according to ASTM D2765 standard [11], using chloroform PA ( $\text{CHCl}_3$ ) as solvent. The specimens were immersed in the solvent at room temperature for 48 hours, weighed after extraction dried for at least 72 hours at room temperature until the sample attained constant weight. The degree of crosslinking was considered to be equal to the gel content expressed as the extraction residue.

## **2.3. Size exclusion chromatography (SEC)**

The molecular weight, before and after gamma irradiation, was determined by size exclusion chromatography (SEC) using a model 600E Waters HPLC apparatus equipped with a Waters 510 pump, a Waters 410 differential refraction detector and three model SEC HFIP Shodex columns (800P, 805 and 803), using tetrahydrofuran PA as solvent. Polystyrene monodisperse was used as a standard for calibration. The number-average molecular weight ( $\bar{M}_n$ ), the weight-average molecular weight ( $\bar{M}_w$ ) and the polydispersity ( $\bar{M}_w / \bar{M}_n$ ) were calculated.

## **2.4. X-ray diffraction (XRD)**

Wide-angle X-ray diffraction (WAXD) analyzes, before and after gamma irradiation, was performed at room temperature in a XPert-Pro diffractometer (PANalytical), using  $\text{Cu K}_\alpha$  radiation at 45kV and 40mV, in steps of  $0.0098^\circ$  from  $5^\circ$  to  $80^\circ$ . The possibility of occurrence of structural changes and crystallinity ( $X_c$ ) due to gamma irradiation of PCLIGHT polycarbonate was verified by the analysis of WAXD profiles.

## **2.5. Differential scanning calorimetry (DSC)**

The thermal behavior of BAPC, before and after gamma irradiation, was determined according to ASTM D3417 [12] standard in a model DSC-60 Shimadzu apparatus equipped with TA-60WS software and a computer.

Samples of about 10mg, sealed in aluminum pans, were submitted to a heating/cooling cycle from  $-100^{\circ}\text{C}$  to  $-23^{\circ}\text{C}$  at a heating rate of  $3^{\circ}\text{C}/\text{min}$  under nitrogen atmosphere. The  $\beta$  relaxation temperature of PCLIGHT polycarbonate, before and after gamma irradiation, was determined.

## 2.6. *Dynamic test*

Dynamic test was performed in a compressive split Hopkinson pressure bar test apparatus designed and built by Department of Mechanical and Aerospace Engineering at the University of California, San Diego, USA. The bars, incident, transmitter and striker, were manufactured with solid C350 maraging steel with 12.7mm diameter and lengths of, respectively, 121.9mm, 121.9mm and 45.7mm. The striker bar, fired from a gas gun, impacts the incident bar at strain rates between  $1100\text{s}^{-1}$  and  $2300\text{s}^{-1}$ . Cylindrical specimens, 6mm diameter and 6mm length, machined from PCLIGHT polycarbonate sheet, in each material condition, were tested. Dynamic mechanical properties, yield strength, Young modulus and ultimate true strain of PC, before (“as received”) and after gamma irradiation (irradiated), at strain rates of  $1100\text{s}^{-1}$  and  $2300\text{s}^{-1}$ , were determined. All specimens, before the tests, were lubricated on both faces with a thin layer of petroleum jelly and no barreling was observed after the impacts.

## 3. RESULTS AND DISCUSSION

### 3.1. *Degree of crosslinking*

The amount (percentage) of extracted material and the degree of crosslinking of polycarbonate samples, “as received” (non-irradiated) and irradiated with 340kGy dose, are shown in **Table 2**.

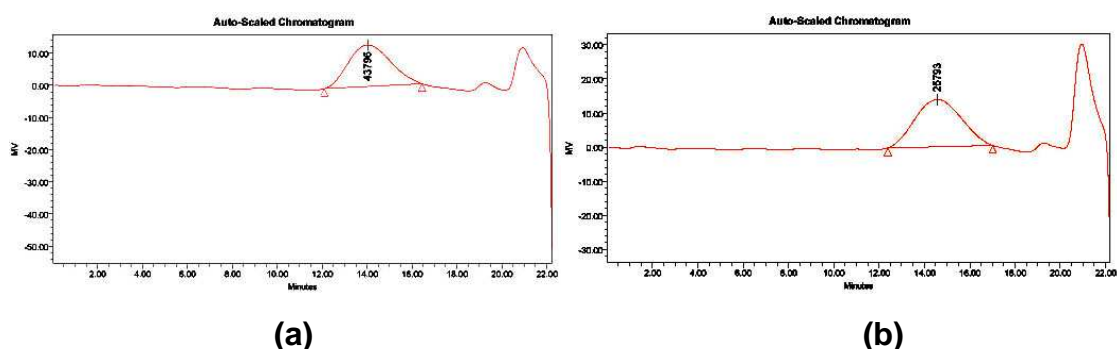
**Table 2 - Degree of crosslinking of PCLIGHT polycarbonate, before and after irradiation**

Condition	Extracted material (%)	Degree of crosslinking (%)
“As received”	100	0
Irradiated	100	0

It is verified that the exposition to gamma radiation doesn’t produce crosslinking in PCLIGHT polycarbonate as indicated by the no reduction in the amount of extracted material [13].

### 3.2. Size exclusion chromatography (SEC)

Figure 1 presents the SEC chromatograms of PCLIGHT polycarbonate, before and after gamma irradiation.



**Figure 1 - SEC chromatograms of PCLIGHT polycarbonate:**  
(a) “as received”; (b) gamma irradiated with 340kGy

The number-average molecular weight ( $\bar{M}_n$ ), the weight-average molecular weight ( $\bar{M}_w$ ) and the polydispersity ( $\bar{M}_w / \bar{M}_n$ ), calculated from SEC curves of PCLIGHT polycarbonate samples, in both conditions, are presented in Table 3.

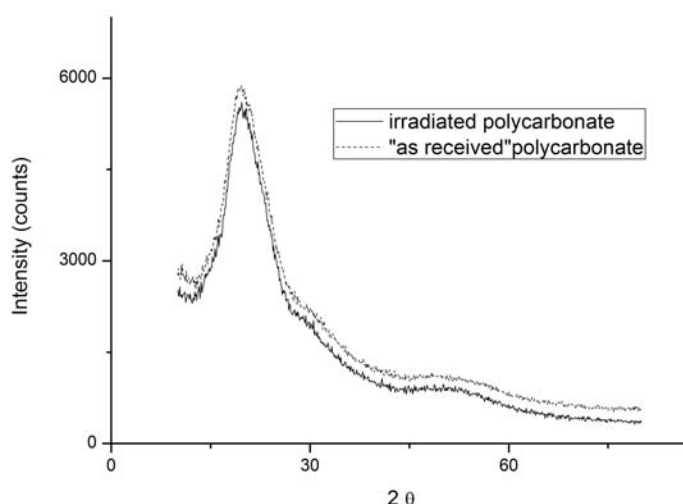
**Table 3 - Weight and number average molecular weights and polydispersity of PCLIGHT polycarbonate, before and after gamma irradiation**

Condition	Average molecular weight (g/mol)		Polydispersity
	Number	Weight	
“As received”	27715	51601	1,86
Irradiated	16739	33918	2,02

It is observed that the gamma irradiation of PC produces a decrease in the average molecular weights, 65% on weight and about 52% on number. Additionally the polydispersity is higher in the irradiated material showing that the exposition to gamma radiation produces a more nonuniform material. This behavior, a decrease in the molecular weight and an increase in polydispersity, indicates the occurrence of backbone scission by a random process and suggests that the PCLIGHT polycarbonate presents degradation by exposure to 340kGy gamma dose [14].

### 3.3. X-ray diffraction (XRD)

Figure 2 shows the wide-angle X-ray diffraction (WAXD) spectra of PCLIGHT polycarbonate, before and after gamma irradiation.



**Figura 2 - Wide-angle X-ray diffraction (WAXD) spectra of PCLIGHT polycarbonate, before (“as received”) and after gamma irradiation (irradiated)**

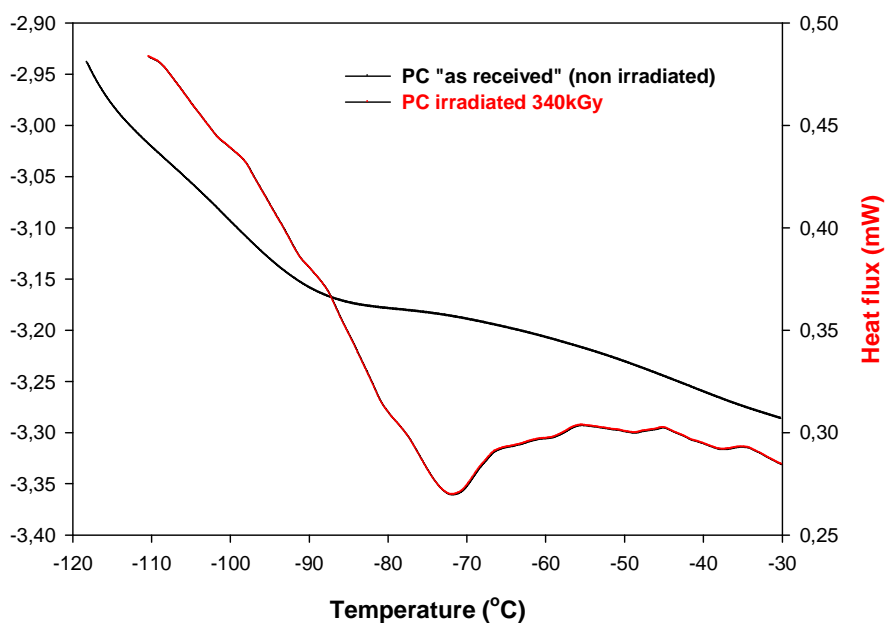
It is observed that the both diffractograms are very similar and that no new peaks appear in the WAXD profile after irradiation indicating that the material does not undergo any transformation [15].

### 3.4. Differential scanning calorimetry (DSC)

**Figure 3** shows the DSC curves of PCLIGHT polycarbonate, before and after gamma irradiation. The  $\beta$  transition temperature of polycarbonate, in both conditions, is presented on the **Table 4**.

It is verified that the irradiated polycarbonate presents, in relation to “as received material, an increase in the  $\beta$  transition temperature from  $-96^{\circ}\text{C}$  to  $-74^{\circ}\text{C}$ . It is known to exist a correlation between yielding and localized molecular motions; the segmental mobility associated to the  $\beta$  relaxation processes has been considered as responsible to the polycarbonate toughness [16, 17]. This observed increase in the  $\beta$  transition temperature of irradiated PC indicates that the lateral groups of PCLIGHT polycarbonate herein studied need less energy to move. In consequence, due to the occurrence of this secondary transition in a higher temperature, the PCLIGHT polycarbonate deforms more easily and the irradiated polymer can present a ductile behavior.





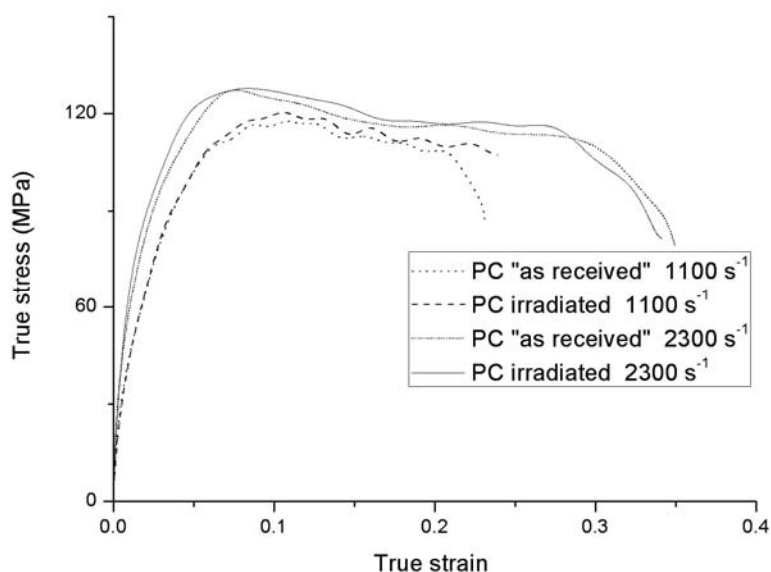
**Figure 3 - DSC curves of PCLIGHT polycarbonate, before (“as received”) and after gamma irradiation (irradiated)**

**Table 4 -  $\beta$  transition temperature of PCLIGHT polycarbonate, before (“as received”) and after gamma irradiation (irradiated)**

Condition	$\beta$ transition temperature
“as received”	– 96
Irradiated	– 74

### 3.5. Dynamic test

**Figure 4** presents experimental uniaxial compression stress-strain curves of PCLIGHT polycarbonate, before (“as received”) and after gamma irradiation (irradiated), at 2 (two) strain rates,  $1100\text{s}^{-1}$  and  $2300\text{s}^{-1}$ . The mechanical dynamic properties, yield strength, Young modulus and ultimate true strain of polycarbonate, in both conditions, determined in the tests are shown in **Table 5**.



**Fig. 4: Experimental uniaxial compression stress-strain curves of PCLIGHT polycarbonate, before (“as received”) and after gamma irradiation (irradiated), at 2 (two) strain rates**

**Tab. 5: Results of dynamic properties of PCLIGHT polycarbonate, before (“as received”) and after gamma irradiation (irradiated), at 2 (two) strain rates**

Strain rate (s <sup>-1</sup> )	Yield strength (MPa)		Young’s modulus (GPa)		Ultimate true strain (mm/mm)	
	“as received”	irradiated	“as received”	irradiated	“as received”	irradiated
1100	118	120	2.6	3.4	0.23	0.27
2300	127	127	2.8	3.5	0.35	0.34

The increase in the strain rate from 1100s<sup>-1</sup> to 2300s<sup>-1</sup>, as expected, results in a higher mechanical dynamic strength of PCLIGHT polycarbonate, “as received” (non irradiated) and irradiated [18, 19].

The observed increase on the Young’s modulus of irradiated PCLIGHT polycarbonate, on both strain rates, points out that the gamma irradiation increases the stiffness of PC. The yield strength, as well the ultimate true strain, don’t present a significative change after gamma irradiation, doesn’t reflecting the expected brittle behavior as indicated by the decrease in the molecular weight. However, this behavior, as suggested by the DSC results, can be related to the observed increase in the  $\beta$  transition temperature, since



this a higher temperature value implies in an increase of toughness of PCLIGHT polycarbonate due to the reduction of activation energy of the lateral groups [20].

#### 4. CONCLUSIONS

The influence of gamma irradiation on the dynamic behavior of PCLIGHT polycarbonate, a commercial Brazilian material, was investigated. The experimental data lead to the following conclusions:

- The exposure of polycarbonate to a 340 kGy gamma dose does not change the degree of crosslinking neither the crystallinity, but produces backbone scission of polymeric chains.
- The 340kGy gamma dose irradiation increases the  $\beta$  transition temperature and, in consequence, reduces the activation energy of the lateral groups of studied PC.
- The polycarbonate irradiated with a 340kGy gamma dose, under different strain rates, presents, as compared with the “as received” material, a similar dynamic behavior.
- The gamma irradiation of studied polycarbonate does not modify significantly its dynamic strength, probably due to an increase in the  $\beta$  transition temperature.

#### Acknowledgements

Authors thank the Department of Mechanical and Aerospace Engineering at the University of California, San Diego, USA, for authorization to use the Hopkinson bar, the Empresa Brasileira de Radiações (EMBRARAD) by the gamma irradiation of the polycarbonate and the Brazilian agencies, CAPES, CNPq, FAPERJ and FINEP, for financial support. RPW has special thanks to Professor Marc Andre Meyers by support the research at the University of California, San Diego, USA.

#### References

1. Hill, A.J., Heater, K.J., Agrawal, C.M. The effect of physical aging in polycarbonate. Journal of Polymer Science: Part B, **Polymer Physics**, v.28, p.387-405, 1990.

2. Pakull, R., Grigo, U., Freitas, D., **Rapra Review Reports**. Current developments in materials technology and engineering, report 42, polycarbonates. Pergamon Press. Oxford, New York, p.3-110, 1991.
3. Araujo, E.S., Kitoury, H.J., Silveira, S.V. Effects of gamma irradiation on some properties of durolon polycarbonate. **Radiation Physics and Chemistry**, v.53, p. 79-84, 1998
4. Schafer, J., Wooley, K.L., Poliks, B., Byers, J.A., Gan, D., Goetz, J.M., Bolton, D., Chain dynamics in linear and hyperbranched phenol – polycarbonates. **Macromolecules**, v. 36, p. 2368-2373, 2003.
5. Shariff, G., Sathyanarayana, P.M., Thimmegawde, M.C., Ashalatha, M.B., Ramani, R., Avasthi, D.K., Ranganathaiah, C. Influence of ion-irradiation on the free volume controlled diffusion process in polycarbonate – a positron lifetime study. **Polymer**, v.43, p.2819-2826, 2002.
6. Ramani, R, Shariff, G., Thimmegowda, M.C., Sathyanarayana, P.M., Ashalatha, M.B., Balraj, A., Ranganathaiah, G. Influence of gamma irradiation on the formation of methanol induced micro-cracks in polycarbonate. **Journal of Materials Science**, v.38, p.1431-1438, 2003.
7. Kalsi, P.C., Ramaswami, A. Study of effects of gamma-irradiation on tuffak polycarbonate track detector by T.G. **Journal of Thermal Analysis and Calorimetry**, v.78, p.793-797, 2004.
8. Naik, N.K., Perla, Y. Mechanical behavior of acrylic under high strain rate tensile loading. **Polymer Testing**, v.27, p.504-512, 2008.
9. Comercial brochure, **Policarbonatos do Brasil S.A.**, 2006.
10. Weber, R.P., Miguez Suarez, J.C. Behavior of polycarbonate armor: influence of gamma irradiation, **Journal de Physique**, v.134, p.941-947, 2006.
11. **American Society for Testing and Materials**, ASTM D2765, Determination of Gel Content and Swell Ratio, Standard Test Method for, USA, 2001.
12. **American Society for Testing and Materials**, ASTM D3417, Enthalpies of fusion and crystallization of polymers by Differential Scanning Calorimetry, Standard Test Method for, USA, 1999.

13. Claude, B, Gonon, L., Ducher, J., Verney, V., Gardette, J.L. Surface cross-linking of polycarbonate under irradiation at long wavelengths. **Polymer Degradation and Stability**, v.83, p.237-240, 2004.
14. Seguchi, T., Yagi, T., Ishikawa, S., Sano, Y., New material synthesis by radiation processing at high temperature – polymer modification with improved irradiation technology, **Radiation Physics and Chemistry**, v. 63, p.35-40, 2002
15. Ji,G., Gi, X., Ma, J., Dong, C., Gu, X. Concentration dependend of cristallinity of polycarbonate by shock-cooling and subsequent freeze-drying of its various solutions. **Polymer**, v.37, n.15, p. 3255-3258, 1996
16. Richeton, J., Ahzi, S., Influence of temperature and strain rate on the mechanical behavior of three amorphous polymers: Characterization and modeling of the compressive yield stress. **International Journal of Solids and Structures**, v. 43, p. 2318-2335, 2006.
17. Muliken, A.D., Boyce, M.C., Polycarbonate and a polycarbonate-POSS nanocomposite at high rates of deformation. **Journal of Engineering Materials and Technology**, v. 128, p. 543-550, 2006.
18. Sawas, O. Brar, N.S., Brockman, R.A. Dynamic Characterization of compliant Materials using an all-polymeric split Hopkinson bar. **Experimental Mechanics**, v. 38, n.3, p. 204-210, 1998.
19. Naik, N.K., Perla, Y. Mechanical behavior of acrylic under high strain rate tensile loading. **Polymer Testing**, v.27, p.504-512, 2008.
20. Mulliken, A.D., Boyce, M.C., Mechanics of the rate-dependent elastic-plastic deformation of glassy polymers from low to high strain rates, **International Journal of Solids and Structures**, v.43, p.1331-1356, 2006.